



مراحل النشر العلمي في ال ISI

د. سلافة حاج الصافي

كلية العلوم الانسانية والاجتماعية | قسم الجغرافيا

أهداف الورشة:

- اختيار المجلة المناسبة للبحث
- تنسيق البحث بما يتوافق مع شروط مجلات **web of science**
- توضيح خطوات ارسال البحث الى مجلة





النشر العلمي في web of science

- هي خدمة نشر اكااديمية معنية لمساعدة الباحثين في التعرف على افضل المجالات وتزود الباحثين بمعلومات علمية موثقة وتوفر خدمة مؤشر الاستشهاد وهي متوفرة داخل خدمات قاعدة البيانات

Web of Science

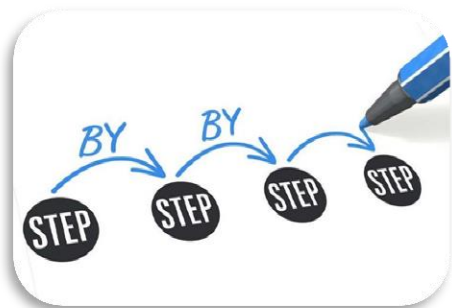
مراحل النشر على المجلات المصنفة ضمن قاعدة بيانات web of science

كتابة البحث العلمي

اختيار المجلة المناسبة للبحث


تقويم البحث بما يناسب المجلة

رفع المحتوى العلمي للمجلة



كتابة البحث العلمي

- البحث يتضمن فكرة بحثية علمية عالمية
- الدقة في جمع البيانات
- منهجية مبتكرة فيها الاصاله
- كتابة علمية ويتخللها قراءة العديد من الابحاث من المجالات العلمية



-محتويات البحث

العنوان والانتماء
الملخص
كلمات مفتاحية
المقدمة
المنهجية
النتائج والمناقشة
الاستنتاجات والتوصيات
المراجع .

كيف احدد المجلة المناسبة

-نحدد التخصص

-نقرأ المعلومات عن المجلة من موقعها الالكتروني مثل:
الانتماء، قوة المجلة Impact Factor، وقت مراجعة
الابحاث

-نقرأ ابحاث بنفس موضوع البحث في المجلة المختارة

اختيار المجلة المناسبة للبحث

<https://journalfinder.elsevier.com/>

← → ↻ <https://journalfinder.elsevier.com/>

🔍 📄 ⭐ ⚙️ 🗄️ 👤 ⋮



[Find journals](#) [About](#) [FAQ](#)

Find journals

Enter title and abstract of your paper to easily find journals that could be best suited for publishing. JournalFinder uses smart search technology and field-of-research specific vocabularies to match your paper to scientific journals.

> [More on how it works](#)

Paper title

Enter your paper title here

Paper abstract (required)

[Don't have an abstract?](#) ▼

Enter your paper abstract here

Maximum 5,000 characters ⓘ

Keywords

Enter relevant keywords for your paper

Type at least 3 characters for a list of suggestions

Fill in your organization's details for personalized publishing options ⓘ

[Find journals](#) > [Clear](#)

[Feedback](#)

Find journals

Enter title and abstract of your paper to easily find journals that could be best suited for publishing. JournalFinder uses smart search technology and field-of-research specific vocabularies to match your paper to scientific journals.

> More on how it works

Paper title

Extraction of the flooded areas using water indices from Landsat Images

Paper abstract (required)

Don't have an abstract?

Surface water distribution extraction using satellite images has long been a hot topic in remote sensing. In the last decade, there has been a lot of research towards extracting water bodies from satellite images using different methods. The Normalized Difference Water Index (NDWI) and Modified Normalized Difference Water Index (MNDWI) are the most used to detect surface water bodies using satellite data. Sudan suffered from flash flood in 1988, 1994, 1998, 1999, 2006, 2013 and Khartoum where detected by using Normalized Difference Water Index (NI (MNDWI) from landsat-5-4 images. The flooded areas were calculated an massive flood area in 2020.



JournalFinder

Keywords

Landsat; water index; NDWI; MNDWI; flood; Sudan.

Fill in your organization's details for personalized publishing options

Find journals >

Find journals About FAQ

< Edit your search

CiteScore

All Journals



Time to 1st decision

All Journals



Publication type

Journals that offer gold OA

Journals with subscription

More filters

Showing 40 journals matching your paper

Sort by: Best match

Remote Sensing of Environment

OA Companion journal available



Test match score



CiteScore
20.7

Impact Factor
13.850

Acceptance rate
19%

Time to 1st decision
5 weeks

Time to publication
2 weeks

Egyptian Journal of Remote Sensing and Space Science

OA ISSN: 1110-9823



Test match score



CiteScore

Impact Factor

Acceptance rate

Time to 1st decision

Time to publication

Feedback

تحديد المجلة المناسبة

← → ↻ <https://journalfinder.elsevier.com/results?elsevierOnly=true&fieldsOfResearch=&goldOpenAccess=true&keywords=&paperAbstract=Surface%20water%20distribution%20extr...> 🔍 🌐 ⭐ ⚙️ 🏠 👤 ⋮



[Find journals](#) [About](#) [FAQ](#)

< Edit your search

CiteScore Ⓞ
All Journals



Time to 1st decision Ⓞ
All Journals



Publication type Ⓞ

- OA Journals that offer gold OA
- S Journals with subscription

More filters ▾

Showing 40 journals matching your paper

Sort by: Time to publication

Ecological Indicators

OA Companion journal available



Text match score



CiteScore



Impact Factor



Acceptance rate



Time to 1st decision



7 weeks

- Best match
- Journal name
- CiteScore
- Impact factor
- Acceptance rate
- Time to 1st decision
- Time to publication**

↓ Less time

↑ More time

Journal of Hydrology: Regional Studies

OA ISSN: 2214-5818



Text match score



CiteScore



Impact Factor



Acceptance rate



Time to 1st decision



6 weeks

Time to publication



2 weeks

Journal website

Submit paper >

Feedback

Showing 40 journals matching your paper Sort by: Time to publication

Ecological Indicators Submit paper

Companion journal available

Test match score

CiteScore: 8.4

Impact Factor: 6.263

Acceptance rate: 40%

Time to 1st decision: 7 weeks

Time to publication: 2 weeks

Journal of Hydrology: Regional Studies Submit paper

Companion journal available

Test match score

CiteScore: 5.9

Impact Factor: 5.437

Acceptance rate: 23%

Time to 1st decision: 6 weeks

Time to publication: 2 weeks

Urban Climate

Test match score

Urban Climate Journal website Submit paper

Companion journal available

Test match score

CiteScore: 8.3

Impact Factor: 6.663

Acceptance rate: 30%

Time to 1st decision: 8 weeks

Time to publication: 2 weeks

List price APC #: \$3,210

Embargo period: 24 months

Top readership countries: CN, US, GB

[Fill in your organization's details for personalized publishing options.](#)

Subject area

- Atmospheric Science
- Environmental Science (miscellaneous)
- Geography, Planning and Development
- Urban Studies

Recent articles

- Flood risk assessment of loss of life for a coastal city under the compound effect of storm surge and rainfall
- Urbanization effects on intensifying extreme precipitation in the rapidly urbanized Tai Lake Plain in East China
- Effects of different tree layouts on outdoor thermal comfort of green space in summer Shanghai

Journal scope

Urban Climate serves the scientific and decision making communities with the publication of research on theory, science and applications relevant to understanding **urban climatic conditions** and change in relation to their **geography** and to **demographic, socioeconomic, institutional, technological and environmental dynamics and global change**. Targeted towards both disciplinary and interdisciplinary audiences, this journal publishes original research papers, comprehensive review articles, book reviews, and short communications on topics including, but not limited to, the following:

Urban meteorology and climate:




citation database. Guided by the legacy of Dr Eugene Garfield, inventor of the ...
SCIE · Open Access · Contact Us · Core Collection

ترجم هذه الصفحة search-results | https://mjl.clarivate.com

Web of Science Master Journal List - Search - Clarivate

Web of Science Master Journal List - Search: ... Additional Web of — 24764 results
Science Indexes: Current Contents Physical, Chemical & Earth Sciences ...



Master Journal List

Search Journals

Match Manuscript

Downloads

Help Center

Welcome, Sulafa undefined

Settings

Log Out



The power of the Web of Science™ on your mobile device, wherever inspiration strikes.

Dismiss

Learn More

Already have a manuscript?

Use our Manuscript Matcher to find the best relevant journals!

Find a Match

Refine Your Search Results

weather

Search

Sort By: Relevancy

Search Results

Found 24,764 results (Page 1)

Share These Results

Filters

Clear All

Web of Science Coverage

Open Access

Category

Country / Region

Language

20 ET 21-REVUE D HISTOIRE

Publisher: PRESSES SCIENCES PO , 28 Rue Saint Guillaume, PARIS, France, 75017

ISSN / eISSN: 2649-664X / 2649-6100

Web of Science Core Collection: Arts & Humanities Citation Index

Share This Journal

View profile page

2D MATERIALS





Check out our new metric to help you evaluate Journals!

Dismiss

Learn More

General Information

Web of Science Coverage

Journal Citation Report

Peer Review Information

← Return to Search Results

WEATHER [Share This Journal](#)

ISSN / eISSN **0043-1656 / 1477-8696**

Publisher **WILEY, 111 RIVER ST, HOBOKEN, USA, NJ, 07030-5774**

General Information

Journal Website

[Visit Site](#)

Publisher Website

[Visit Site](#)

1st Year Published

1946

Frequency

Monthly

Issues Per Year

12

Country / Region

ENGLAND

Primary Language

English

Web of Science Coverage



قراءة إرشادات المؤلف

← → ↻ https://rmets.onlinelibrary.wiley.com/journal/14778696 Royal Meteorological Society

JOURNALS ▾ BOOKS ▾ SPECIAL COLLECTIONS ▾ RMets AWARDS AND PRIZES rmets.org

Weather RMets

Editors: Eddy Graham and Simon Lee
Impact factor (2021): 2.239
Journal Citation Reports (Clarivate, 2022): 74/94 (Meteorology & Atmospheric Sciences)
Online ISSN: 1477-8696

Weather
LATEST ISSUE >
Volume 77, Issue 12
December 2022

HOME ABOUT ▾ BROWSE ▾ VIRTUAL ISSUES SUBMIT AN ARTICLE **AUTHOR GUIDELINES**

Special Issue
250th Anniversary of

Weather

Get Content Alerts
Submit an Article
Subscribe to this Journal

This website stores data such as cookies to enable essential site functionality, as well as marketing, personalization, and analytics. You may change your settings at any time or accept the default settings. [Privacy Policy](#)

Manage Preferences
Accept All

رفع محتوى المادة العلمية

- قبل رفع المادة العلمية يجب قراءة إرشادات المؤلف (تقويم البحث بما يناسب المجله).
- اتباع خطوات رفع المحتوى.
- اقناع المحرر اولا بأهمية البحث سواءً كانت المنهجية جديدة او منطقة لم تدرس من قبل من خلال Cover letter.



خطوات رفع محتوى المادة
العلمية

Submission

JOURNAL TOOLS

- Get New Content Alerts
- Get RSS feed
- Save to My Profile
- Get Sample Copy
- Recommend to Your Librarian

JOURNAL MENU

Journal Home

FIND ISSUES

- Current Issue
- All Issues

FIND ARTICLES

Editors' Choice

GET ACCESS

Subscribe / Renew

FOR CONTRIBUTORS

- For Referees
- Open Access
- Author Guidelines
- Submit an Article


ABOUT THIS JOURNAL

- Society Information
- News
- Overview
- Editorial Board
- Permissions
- For Journalists
- Advertise
- Contact

SPECIAL FEATURES

- In This Issue Series by Jim Galvin
- Editor's Choice of Classic papers from the Weather Backfile
- The Gordon Manley Weather Prize
- Royal Meteorological Society Journal Awards
- Advertise in Weather
- Weather Cover Gallery
- Wiley Job Network
- RMets Journals apps
- Jobs

Weather



Weather

© Royal Meteorological Society



Edited By: Jim Galvin

Impact Factor: 1.262

ISI Journal Citation Reports © Ranking: 2015: 64/84 (Meteorology & Atmospheric Sciences)

Online ISSN: 1477-8696

Associated Title(s): Atmospheric Science Letters, Geoscience Data Journal, International Journal of Climatology, Meteorological Applications, Quarterly Journal of the Royal Meteorological Society

SEARCH

In this journal

Advanced > Saved Searches >

Published on behalf of the Royal Meteorological Society



إرشادات للمؤلف

Author Guidelines

- Publication policy
- Online submission system
- General submission instructions
- File types

Preparation of text and illustrations

- Abstract
- Main text
- Word limit
- Letters
- Tables
- File types
- Figure preparation
- Figure files
- Reference style


- Colour and page charges
- Plagiarism checking
- Data policy
- Copyright Transfer Agreement and Open Access Agreement
- Permissions
- Pre-submission English language editing
- Proof corrections
- Further information
- Complimentary author copies
- Online access to article through Author Services
- Offprints and additional copies

GET MORE FROM YOUR ELEMENTAL ANALYSIS



FREE WEBINAR ON DEMAND Register Here



Weather 

Editors: Eddy Graham and Simon Lee

Weather LATEST ISSUE
Volume 1
March 2018

HOME ABOUT BROWSE VIRTUAL ISSUES SUBMIT AN ARTICLE AUTHOR GUIDELINES

Author Guidelines

- Purpose and Scope of *Weather*
- Publication policy
- Preprint policy
- Submission Types
- Online submission system
- Preparation of text and illustrations
 - Authorship
 - ORCID
 - Abstract
 - Main text
 - Tables
 - File types
 - Figures and Photographs
 - Graphics Requirements
 - Reference style
 - Graphical Abstract
- Content Specific Guidelines
 - Book Reviews
 - Insights

Get Content Alerts
Submit an Article
Subscribe to this Journal
Recommend to a Librarian

Call for Reviewers

Weather is looking for com reviewers to join our Board assessment of novel research. Please click [here](#) for more

قد تختلف متطلبات النشر
من مجلة الى مجلة ولكنها
تتشارك في كثير من الامور

ELSEVIER About Elsevier Products & Solutions Services Shop & Discover

APPLIED GEOGRAPHY

Browse journals > Applied Geography > Guide for authors

Guide for Authors

Download Guide for Authors in PDF

Aims and scope +

- Your Paper Your Way
- Role of the funding source
- Keywords
- Open access
- Artwork
- Types of article
- Submission
- Tables
- Submission checklist
- PREPARATION
- References
- BEFORE YOU BEGIN
- NEW SUBMISSIONS
- Video

Submit your paper >
Open access options >
Track your paper >

Environmental Earth Sciences

Journal home > Submission guidelines

Submission guidelines

Contents

- **Instructions for Authors**
 - Editors-in-Chief's Comments
 - Manuscript Submission
 - Specific remarks
 - Title page
 - Text
 - References
 - Tables
 - Artwork and Illustrations Guidelines
 - Supplementary Information (SI)

For authors

Submission guidelines
Ethics & disclosures
Fees and funding
Contact the journal

Submit manuscript

Explore

JMR **Journal of Meteorological Research**

Journal home > Submission guidelines

Submission guidelines

Links and downloads

[Instruction for Authors \(Download pdf, 213 kB\)](#)

LOGGING ON AND OFF THE AUTHOR CENTER

LOGGING IN

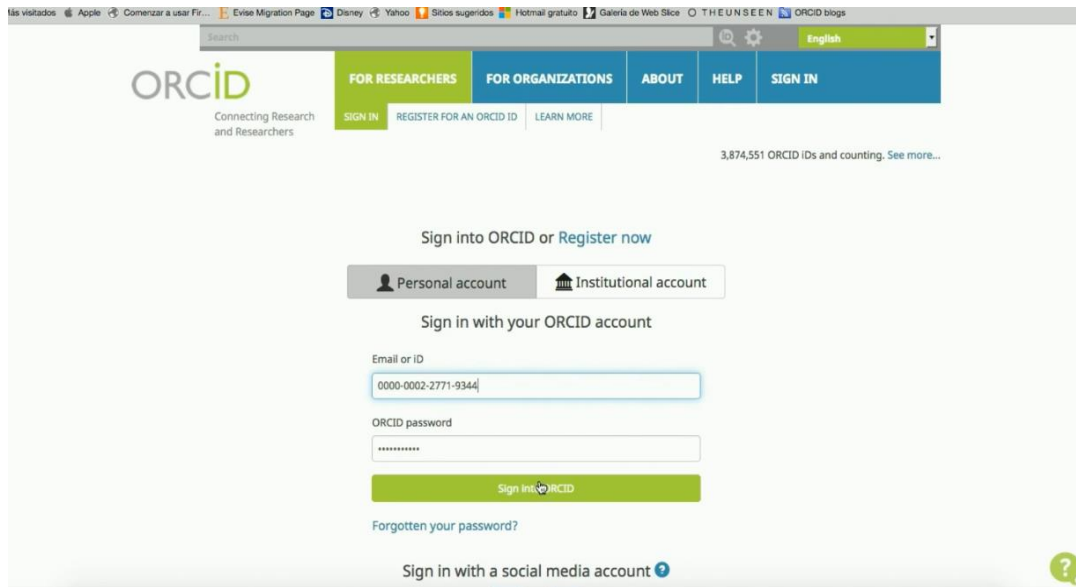
Each journal's ScholarOne Manuscripts site has a unique Web address (URL). Typically, you are given the address in an email sent by the journal. If the address is hyperlinked, select the link within the email, or copy and paste into the browser. The journal's **Log In** page is displayed.

The screenshot shows the ScholarOne Manuscripts log-in interface. At the top, there is a navigation bar with 'ScholarOne Manuscripts™', 'Instructions & Forms', and 'Help'. Below this is a header for 'THOMSON REUTERS ScholarOne University'. A secondary bar contains 'Log In' and 'Create An Account' buttons. The main content area features a 'Log In' heading and a welcome message. Below the message are two forms: a 'Log In' form with 'User ID:' and 'Password:' fields and a 'Log In' button, and a 'New User?' form with a 'Register here' link. A 'Password Help' section is also present with an 'E-Mail Address:' field and a 'Go' button. A 'Resources' sidebar on the right lists 'User Tutorials', 'Home Page', and 'Switch to a different publication:'. Red and yellow circles highlight the 'Log In' and 'New User?' sections respectively.

This is a clean screenshot of the log-in page. It features a 'Weather' journal cover image on the left. The 'Log In' section includes a 'User ID' field with a 'Create an Account' link, a 'Password' field with a 'Reset Password' link, a 'Log In' button, and a 'Log In With ORCID ID' button. Below this is a 'Resources' section with links for 'FAQs & User Guides', 'Instructions & Forms', 'Journal Home', and 'Site Support'.

What is ORCID?

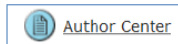
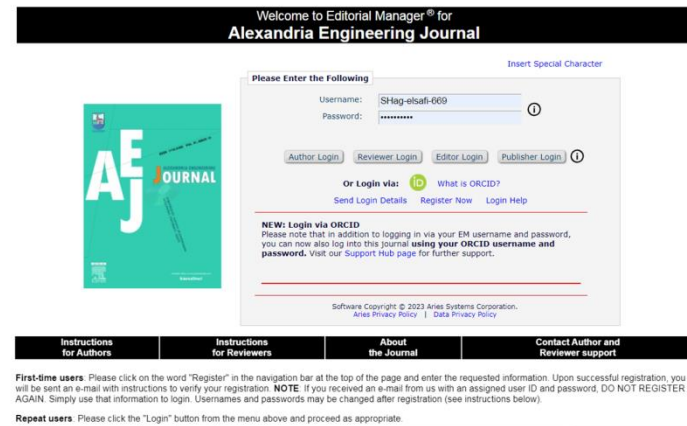
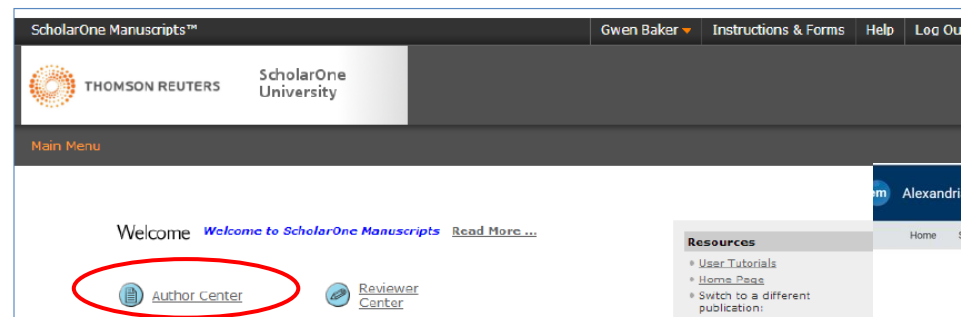
Open Researcher and Contributor Identifier




The screenshot shows the ORCID website's login interface. At the top, there is a search bar and a language dropdown set to 'English'. The main navigation bar includes links for 'FOR RESEARCHERS', 'FOR ORGANIZATIONS', 'ABOUT', 'HELP', and 'SIGN IN'. Below this, there are sub-links: 'SIGN IN', 'REGISTER FOR AN ORCID ID', and 'LEARN MORE'. A statistic states '3,874,551 ORCID IDs and counting. See more...'. The central heading is 'Sign into ORCID or Register now'. Below this, there are two tabs: 'Personal account' (selected) and 'Institutional account'. The 'Sign in with your ORCID account' section contains two input fields: 'Email or ID' with the value '0000-0002-2771-9344' and 'ORCID password' with masked characters. A green 'Sign into ORCID' button is positioned below the fields. At the bottom, there is a link for 'Forgotten your password?' and a 'Sign in with a social media account' link with a help icon.

THE WELCOME PAGE

When you log in, you are taken to the **Welcome** page. Here you see links to all of the role centers you have permissions for in this journal. Typically, authors are given both Author and Reviewer permissions, although this varies by journal.



To access your author dashboard page, select the  link.

INSTRUCTIONS AND FORMS

Select **Instructions and Forms** on the header to access journal-specific information regarding manuscript. It is very important that you follow the instructions provided by the journal.

Instructions & Forms


THE AUTHOR DASHBOARD

The Author Dashboard is where you begin the manuscript submission process. You can track the status and view the details of all your manuscripts in the journal's ScholarOne Manuscripts site. Select the appropriate queue in the **My Manuscripts** section. The results will display directly below the dashboard.



Dashboard

- To submit a **new manuscript** click on the **blue star in the right column.**

[Read More ...](#)

My Manuscripts	Author Resources
<ul style="list-style-type: none"> 5 Unsubmitted and Manuscripts in Draft 0 Resubmitted Manuscripts in Draft 0 Revised Manuscripts in Draft 0 Submitted Manuscripts 0 Manuscripts with Decisions 1 Manuscripts I Have Co-Authored 0 Manuscripts in Appeal 0 Withdrawn Manuscripts 0 Invited Manuscripts 	<p> Click here to submit a new manuscript</p> <p>This section lists the subjects of the five most recent e-mails that have been sent to you regarding your submission(s). To view an e-mail, click on the link. To delete an e-mail from this list, click the delete link.</p>

Unsubmitted and Manuscripts in Draft

Manuscript ID	Manuscript Title	Date Created	Continue Submission	Delete
draft	(No Title Entered) [View Submission]	10-Mar-2014		

The steps for submitting a manuscript are listed on the left of the screen

Submission	
Step 1: Type, Title, & Abstract	>
Step 2: Attributes	>
Step 3: Authors & Institutions	>
Step 4: Reviewers & Editors	>
Step 5: Details & Comments	>
Step 6: File Upload	>
Step 7: Review & Submit	>

خطوات رفع محتوى البحث

STEP 1 – TYPE, TITLE, & ABSTRACT

Step 1: Type, Title, & Abstract

* - Required Fields

* Type:

CHOICE	TYPE
<input type="radio"/>	Original Article
<input type="radio"/>	Letter to the Editor
<input type="radio"/>	2014 Awards

* Title

Preview 0/1000 OF 2000 CHARACTERS

* Running Head

Preview 0/1000 OF 16 CHARACTERS

* Abstract

Write or Paste Abstract

Preview 0/1000 OF 2000 CHARACTERS

Save Save & Continue

اختيار نوع البحث

عنوان البحث

الملخص

Submission Types

The following is a list of types of content that can be submitted to Weather:

Article type	Maximum number of words	Abstract	Graphical abstract*
Research Article	4000	Yes	Yes
Meeting Report	1500	No	No
Short Article	2000	Yes	No
Review Article	2000	Yes	Yes
Insights [see specific guidance]	900	No	No
Brief Reports	2000	Yes	No
Obituary	900	No	No

STEP 2 – ATTRIBUTES

Attributes or keywords are often required for manuscript submission. Some journals have a list of keywords for you to choose from, others allow authors to enter their own keywords, and some sites allow for both options.


Step 2: Attributes

To enter your manuscript attributes/keywords, you may do it in two different ways:

- Search the journal's list of keywords, by typing in a term and clicking **Search**, or
- Select your keywords from the list (Control-Click to select multiple words), and click **Add**. When you are finished, click **Save and Continue**.

Please only enter serious keywords for scholarly work. [Read More ...](#)

* = Required Fields

* Keywords 

Special Characters

[+ Show Full List](#)

REQUIRED 2. MAX 9.

KEYWORDS

الكلمات المفتاحية

3. Enter a keyword in the Keywords field using any of the following methods.

a. Type-Ahead search

- Begin typing in the Keyword field and Type-Ahead Search will show any existing keywords matching your search term.

4. Click Save and Continue.

Save & Continue >

STEP 3 – AUTHORS & INSTITUTIONS

Enter or confirm your institution information and add any co-authors and their information. The journal may have limits set on the number of co-authors you can enter and the number of institutions per author.

المؤلف وانتماءه

Step 3: Authors & Institutions

* = Required Fields

Submitting Agent

* Agent Question

- Author** I, Dr. Gwen Baker, am submitting this manuscript on behalf of myself and my co-authors.
- Submitting Agent** I, Dr. Gwen Baker, am not an author on this manuscript. I am submitting this manuscript on behalf of an author.

Authors

* Selected Authors

ORDER	ACTIONS	AUTHOR	INSTITUTION

Add Author

Find using Author's email address

AuthorsEmail@example.com

[Create New Author](#)

< Previous Step


Save

Save & Continue >

بيانات المؤلفين

Authors:

As the submitting author, you are automatically designated as the Corresponding Author. You may designate one or more co-authors, you may designate

Author Order	Corresponding Author
1	<input checked="" type="radio"/>
2 	

Add Author

Title:*

First Name:*

Last Name:*

E-mail Address:*

Institution:

Country:*

Enter the details of all other authors who contributed to this manuscript. After adding one and Continue. The new Corresponding Author must be registered in EVISE®.

Registered in EVISE®?


STEP 4 – REVIEWERS & EDITORS

Some journals allow or require you to add Preferred and/or Opposed Reviewers and Editors for your manuscript.

إضافة المراجعين
والمحكمين

Step 4: Reviewers & Editors


* = Required Fields

* Reviewers 

RECOMMENDED: 0 OUT OF 2 MIN

ACTIONS	PREFERENCE	REVIEWER	INSTITUTION
---------	------------	----------	-------------

Add Reviewer

Editors 

ACTIONS	PREFERENCE	EDITOR	INSTITUTION
---------	------------	--------	-------------

Add Editor

< Previous Step Save Save & Continue >

16. Click the Add Reviewer button.

STEP 5 – DETAILS & COMMENTS

This page is journal-specific and may include an area for a cover letter, as well as any other required submission information.

Step 5: Details & Comments

Enter your **cover letter** into the box either by using the **"Browse"** button to find your cover letter file and **attach** it or **copy-pasting** your letter directly into the box.

* = Required Fields

Cover Letter [Edit](#)

Write Cover Letter

[Preview](#) [Special Characters](#)

0 OUT OF 32168 CHARACTERS

Upload Cover Letter

[1. Select File](#) [2. Attach File](#)

Key information to include in your cover letter

1
Address the editor by their name if you know it.

3
State that your paper has not been published/is not under consideration by another journal.

5
Declare any conflicts of interest, or confirm there are none.

University of Research
Milton Park
Oxfordshire
OX14 1RS
(01234) 567890
a.example@research.edu

Dr. Joan Editor, MD ¹
Editor-in-Chief
Science Explained Journal
March 3, 2020

Dear Dr. Editor,

We wish to submit an original research article entitled X, Y and Z for consideration by Science Explained journal. ²

We confirm that this work is original and has not been published elsewhere, nor is it currently under consideration for publication elsewhere. ³

In this paper, we show that X is equal to Z. This is significant because it is critical to demonstrate the impact of X and Z on Y. ⁴

Given the increase in X and Z globally, we believe that the findings presented in our paper will appeal to the specific scientists who subscribe to Science Explained. Although prior research has identified a few methods that could be used in space exploration, such as X and Y, the applications developed from those findings have been cost-prohibitive and difficult to administer globally. Thus, our findings will allow your readers to understand the factors involved in identifying the onset of X and Y and develop more cost-effective procedures.

We have no conflicts of interest to disclose. ⁵

Please address all correspondence concerning this manuscript to me at a.example@research.edu.

Thank you for your consideration of this manuscript.

Sincerely, ⁶

Dr. Anne Example, PhD
Professor, Department of Space Exploration
University of Research

Co-author
Dr. My Friend
Assistant Professor, Department of Space Exploration
University of Research
(01234) 567890
m.friend@research.edu

2
Include your manuscript's title and the name of the journal.

4
Briefly describe your research. Why is it important? Why will readers find it interesting?

6
Include contact information for yourself and any co-authors.

Example of a graphical abstract



The physics related to the formation of clouds like the one shown in the image is highly complex and nonlinear. Standard data-assimilation techniques rely on linearisations and yield low-quality results when applied to phenomena like this. Fully nonlinear data-assimilation methods do exist but are typically too computationally expensive for high-dimensional applications. The implicit equal-weights particle filter developed here is fully nonlinear and very efficient in systems of any dimension, without artificial tricks like localisation.

Declaration of interests

The authors declare that they have no known competing financial interests or personal relationships that could have appeared to influence the work reported in this paper.

The authors declare the following financial interests/personal relationships which may be considered as potential competing interests:

The authors declare that they have no known competing financial interests or personal relationships that could have appeared to influence the work reported in this paper.

Author Agreement

Submission of work requires that the piece to be reviewed has not been previously published. Upon acceptance, the Author assigns to the Journal of King Saud University – Computer and Information Sciences (JKSUCIS) the right to publish and distribute the manuscript in part or in its entirety. The Author's name will always be included with the publication of the manuscript.

The Author has the following nonexclusive rights: (1) to use the manuscript in the Author's teaching activities; (2) to publish the manuscript, or permit its publication, as part of any book the Author may write; (3) to include the manuscript in the Author's own personal or departmental (but not institutional) database or on-line site; and (4) to license reprints of the manuscript to third persons for educational photocopying. The Author also agrees to properly credit the Journal of King Saud University – Computer and Information Sciences (JKSUCIS) as the original place of publication.

The Author hereby grants the Journal of King Saud University – Computer and Information Sciences (JKSUCIS) full and exclusive rights to the manuscript, all revisions, and the full copyright. The Journal of King Saud University – Computer and Information Sciences (JKSUCIS) rights include but are not limited to the following: (1) to reproduce, publish, sell, and distribute copies of the manuscript, selections of the manuscript, and translations and other derivative works based upon the manuscript, in print, audio-visual, electronic, or by any and all media now or hereafter known or devised; (2) to license reprints of the manuscript to third persons for educational photocopying; (3) to license others to create abstracts of the manuscript and to index the manuscript; (4) to license secondary publishers to reproduce the manuscript in print, microform, or any computer-readable form, including electronic on-line databases; and (5) to license the manuscript for document delivery. These exclusive rights run the full term of the copyright, and all renewals and extensions thereof.

I hereby accept the terms of the above Author Agreement.

Author :- _____

Date :- _____

Editor in Chief:- Mansour Al-Sulaiman

Date:- _____

STEP 6 – FILE UPLOAD

In this step you will upload all of your manuscript files.

رفع ملفات
البحث

Step 6: File Upload

Please only upload Word files, TIFF files and JPEG files for images. [Read More ...](#)

* = Required Fields

Files [Edit](#)

3.00 OUT OF 58.00 MB

ORDER	ACTIONS	FILE	* FILE DESIGNATION	UPLOAD DATE	UPLOADED BY
No files uploaded					
Update Order					

File Upload [Edit](#)

SELECTION	FILE DESIGNATION
Select File 1 ...	* Main Document
Select File 2 ...	Choose File Designation ...
Select File 3 ...	Choose File Designation ...

[Upload Selected Files](#)

25. In the File Upload section, click the Select File 1 button. Browse for your main document file.

26. If needed, use the Select File 2 and additional buttons to select additional files. Choose an appropriate file designation from the drop down list.

Note: The total size limit for file upload is set by the journal. The number of slots indicates the number of files that can be uploaded at once and not the total number.

مراجعة الملفات

STEP 7 – REVIEW & SUBMIT

This is a final review step before submitting your manuscript. All sections must display the green checkmark in the navigation menu before you can submit to complete the submission process.

Submission	
✓ Step 1: Type, Title, & Abstract	>
✓ Step 2: Attributes	>
✓ Step 3: Authors & Institutions	>
✓ Step 4: Reviewers & Editors	>
✓ Step 5: Details & Comments	>
✓ Step 6: File Upload	>
Step 7: Review & Submit	>

You will see a message indicating that you are almost done. When you first enter this screen, the Submit button is not available. You must review your submission and view the proof before submitting.

You're almost done!

Submit >

⚠ The following steps are incomplete and must be corrected before you can submit

- **Step 4: Reviewers & Editors**
 - A minimum of 2 recommended reviewers is required.

Submission

- ✓ Step 1: Type, Title, & Abstract >
- ✓ Step 2: Attributes >
- ✓ Step 3: Authors & Institutions >
- Step 4: Reviewers & Editors >
- ✓ Step 5: Details & Comments >
- ✓ Step 6: File Upload >
- Step 7: Review & Submit >

يمكن الرجوع الي أي خطوة
للتعديل او الاضافة

رسالة تأكيد الرفع

Submission Confirmation

[Print](#)

Thank you for your submission

Submitted to

ScholarOne University Training Workflow 1

Manuscript ID

MCU1-201505-0001-OA

Title

Effect of Climate Change on Butterfly Migration

Authors

Baker, Gwen

Cooney, Jane

Date Submitted

22-May-2015

مراجعة حالة البحث

TIPS FOR AUTHORS SUBMITTING A REVISION

To start your revision, you will need to log back into your Author Center and find the Manuscripts with Decisions queue. Selecting this queue will display the paper at the bottom of the screen with an Action of create a Revision. Click on the action to submit your revised paper.



Depending on your journal the link may say create a resubmission.

Note: If you do not see the link, your time has expired to create a revision and you will need to contact the journal office for an extension. Once the extension is granted, the link will reappear.

Manuscripts with Decisions					
Manuscript ID	Manuscript Title	Date Submitted	Date Decided	Status	Actions
MCU1-2009-07-0093	Sample title - Book Review of.... [View Submission]	29-Jul-2009	24-Jan-2013	ADM: Baker, Gwen • Minor Revision (24-Jan-2013) • Due on: 23-Feb-2013 view decision letter	create a revision

If you have already started a revision, this is noted by the “a revision has been started” action under “Manuscripts with Decisions”. The revision is now located in the “Revised Manuscripts in Draft” queue.

To access the revision, click on that link under the “My Manuscripts” heading in the author center. You should then see the correct revision appear at the bottom of the page. Clicking the “Continue Submission” button will allow you to work on and submit your revised manuscript.


Revised Manuscripts in Draft				
Manuscript ID	Manuscript Title	Date Created	Continue Submission	Delete
MCU1-2009-07-0093.R1	Sample title - Book Review of.... [View Submission]	24-Jan-2013		

مراحل التدرج بالبحث الى النشر



نصائح هامة:

القراءة و القراءة
التنظيم والدقة في العمل
الصبر





شكراً لكم